

VEELINE

MANUFACTURING EXCELLENCE

IN WHITE GOODS DURABLES

Product Catalog

About Us

The Veeline journey began three decades ago as a humble, yet ambitious enterprise with a vision of becoming a global manufacturing leader.



As an organization, we always put our prime focus on engineering excellence before anything else.

Our unique business model focuses on superior quality manufacturing and on establishing and building strong bonds with our brand partners. We work extensively to fulfill the needs of our customers without any compromise on quality assurance, superior service and meaningful value-addition.

With strategic manufacturing units located in 3 different cities across the country including close proximity to seaport, we are able to deliver large scale production across the globe.



Production at Scale

Large production capacities to meet supply demands.



Experience

Over 3 decades of manufacturing expertise.



Product & Cost Innovation

In-house R&D team to innovate new products and optimize costs.



Customizations

Highly customizable product range to match your needs.



International Quality

Surpassing quality standards for global clients.



Competitive Pricing

Pricing that is at par with international standards.

At Veeline, **quality always takes precedence.** With our in-house R&D and operational excellence teams we have delivered global standards at larger scales.

Our Certifications





Our Product Portfolio

A wide array of products manufactured for our partners across the globe.



Chest Freezers



Water Dispensers



Mini Bars



Visi Coolers



Small Appliances

Our Global Partners

India & Nepal



Middle East



Rest of the World




VEELINE




Chest Freezers

Chest Freezers have been a flagship product on our portfolio. Our flexible manufacturing process lets you customize multiple aspects of the final assembly to get you the freezer to meet your requirements.




Highly Customizable

Customizable colors, dimensions and door functions.



Made in India

We proudly make / assemble our freezers entirely in India.



Global Quality Standards

Meets all global quality standards to ensure you get nothing but the very best.



VEELINE

Chest Freezers

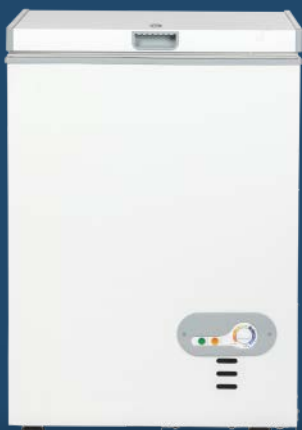
Highly customizable and completely reliable. The best in class cooling deep freezers.



Color Variations:



Hard Top Series



Model: 100L - Single Door

- Dimensions: 545 x 580 x 805 mm
- Packaging Dimensions: 585 X 595 X 860 mm
- Gross Capacity: 90 L
- Net Capacity: 84 L
- Stuffing Capacity: 240/192 (40 Ft/32 Ft)
- Operating Voltage: 230V, 50Hz, 1Ph
- Product Weight: 28 Kgs



Model: 175L - Single Door

- Dimensions: 860 X 580 X 805 mm
- Packaging Dimensions: 880 X 585 X 860 mm
- Gross Capacity: 175 L
- Net Capacity: 164 L
- Stuffing Capacity: 156/132 (40 Ft HQ/32 Ft)
- Operating Voltage: 230V, 50Hz, 1Ph
- Product Weight: 35 Kgs



Model: 200L Single Door

- Dimensions: 815 X 715 X 825 mm
- Packaging Dimensions: 855 X 745 X 885 mm
- Gross Capacity: 220 L
- Net Capacity: 200 L
- Stuffing Capacity: 126/99 (40 Ft HQ/32 Ft)
- Operating Voltage: 230V, 50Hz, 1Ph
- Product Weight: 41 Kgs

Hard Top Series



Model: 300L - Double Door

- Dimensions: 1105 X 715 X 850 mm
- Packaging Dimensions: 1150 X 745 X 885 mm
- Gross Capacity: 330 L
- Net Capacity: 300 L
- Stuffing Capacity: 95/72 (40 Ft HQ/32 Ft)
- Operating Voltage: 230V, 50Hz, 1Ph
- Product Weight: 51 Kgs

Also Available in Single Door Option



Model: 400L - Double Door

- Dimensions: 1395 X 710 X 850 mm
- Packaging Dimensions: 1445 X 745 X 885 mm
- Gross Capacity: 440 L
- Net Capacity: 398 L
- Stuffing Capacity: 72/57 (40 Ft HQ/32 Ft)
- Operating Voltage: 230V, 50Hz, 1Ph
- Product Weight: 59 Kgs

Also Available in Single Door Option



Model: 500L - Double Door

- Dimensions: 1685 X 715 X 845 mm
- Packaging Dimensions: 1735 X 745 X 885 mm
- Gross Capacity: 550 L
- Net Capacity: 498 L
- Stuffing Capacity: 60/48 (40 Ft HQ/32 Ft)
- Operating Voltage: 230V, 50Hz, 1Ph
- Product Weight: 65 Kgs

All chest freezers can have customized cabinet height as per the requirements

Flat Glass Top Series

Range of chest freezers with sliding glass top doors.



Model: 200L - Flat Glass Top (FGT)

- Dimensions: 815 X 682 X 780 mm
- Packaging Dimensions: 885 X 770 X 890 mm
- Gross Capacity: 210 L
- Net Capacity: 164 L
- Stuffing Capacity: 126/99 (40 Ft HQ/32 Ft)
- Operating Voltage: 230V, 50Hz, 1Ph
- Product Weight: 50 Kgs



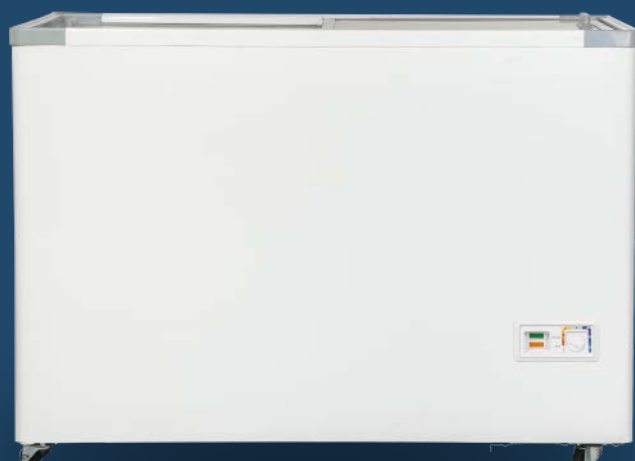
Model: 300L - Flat Glass Top (FGT)

- Dimensions: 1105 X 682 X 800 mm
- Packaging Dimensions: 1175 X 770 X 890 mm
- Gross Capacity: 313 L
- Net Capacity: 248 L
- Stuffing Capacity: 95/72 (40 Ft HQ/32 Ft)
- Operating Voltage: 230V, 50Hz, 1Ph
- Product Weight: 60 Kgs



Model: 400L - Flat Glass Top (FGT)

- Dimensions: 1395 X 682 X 800 mm
- Packaging Dimensions: 1465 X 770 X 890 mm
- Gross Capacity: 416 L
- Net Capacity: 332 L
- Stuffing Capacity: 72/57 (40 Ft HQ/32 Ft)
- Operating Voltage: 230V, 50Hz, 1Ph
- Product Weight: 68 Kgs



Model: 500L - Flat Glass Top (FGT)

- Dimensions: 1685 X 682 X 800 mm
- Packaging Dimensions: 1765 X 770 X 890 mm
- Gross Capacity: 519 L
- Net Capacity: 416 L
- Stuffing Capacity: 60/48 (40 Ft HQ/32 Ft)
- Operating Voltage: 230V, 50Hz, 1Ph
- Product Weight: 77 Kgs

Hard Top Combi Series

A range of freezers with combination of freezer and refrigerator.



Model: 300DD - Hard Top Combination

- Dimensions: 1105 X 720 X 845 mm
- Packaging Dimensions: 1175 X 760 X 900 mm
- Gross Capacity: C166/F130 L
- Net Capacity: C150/F115 L
- Stuffing Capacity: 95/72 (40 Ft HQ/32 Ft)
- Doors: Double
- Operating Voltage: 230V, 50Hz, 1Ph
- Product Weight: 60 Kgs



Model: 400DD - Hard Top Combination

- Dimensions: 1395 X 720 X 845 mm
- Packaging Dimensions: 1465 X 760 X 900 mm
- Gross Capacity: C220/F185 L
- Net Capacity: C205/F170 L
- Stuffing Capacity: 72/57 (40 Ft HQ/32 Ft)
- Doors: Double
- Operating Voltage: 230V, 50Hz, 1Ph
- Product Weight: 69 Kgs



Model: 500DD - Hard Top Combination

- Dimensions: 1685 X 720 X 845 mm
- Packaging Dimensions: 1755 X 760 X 900 mm
- Gross Capacity: C272/F237 L
- Net Capacity: C246/F210 L
- Stuffing Capacity: 60/48 (40 Ft HQ/32 Ft)
- Doors: Double
- Operating Voltage: 230V, 50Hz, 1Ph
- Product Weight: 78 Kgs

Additional Accessories:

- Inside Glass
- External / Recessed Handles
- External / Internal Condenser
- LED Light
- AL / PPGI Inside

Mini Bars



Faster Cooling

Small in size, big on performance with faster cooling.



Height Customizable

Height and dimensions customization possible.



Compact Design

Compact design to fit the smallest of spaces.



Freezer Option

Options available for with or without freezer.

Perfectly equipped for smaller spaces. Designed and manufactured in multiple variants for all kinds of requirements.

Color Options:



Also Available in: Glass Door Version.



Model: 50 L

- **Dimensions:** 445 x 470 x 500 mm
- **Net capacity:** 47 L
- **Door Type:** Hard Front Door
- **Operating Voltage:** 230V, 50Hz, 1Ph



Model: 70 L

- **Dimensions:** 445 x 475 x 680 mm
- **Net capacity:** 72 L
- **Door Type:** Front Door
- **Operating Voltage:** 230V, 50Hz, 1Ph



Model: 100 L Coming Soon



Water Dispensers



3- Way Tap Options

Three tap options for hot, cold and neutral water dispensing.



Flexi Height

Height and dimensions customizable to either stand-alone or table top.



Economy Series

Series 13

Model: 13

- **Dimensions:** 270 X 370 X 870 mm
- **Packaging Dimensions:** 328 X 357 X 915 mm
- **Stuffing Capacity:** 795
- **Taps:** 3 Tap (With Single Outlet)
- **Color Options:** White, Maroon, Silver, Black



Standard Series

Series 18

Models Available:

TT | FS | FSC | FSR



Cooling Capacity
3 Ltrs/hr



Heating Capacity
5 Ltrs/hr



Storage (FSC, FSR)
20 Ltrs

- TT = Table Top
- FS = Floor Standing
- FSC = With Storage Cabinet
- FSR = With Refrigerator

Operating Voltage
230V, 50Hz, 1Ph



Model 18

Models Available:

TT | FS | FSC | FSR

- **Dimensions (TT):** 310 X 330 X 490 mm
- **Dimensions (FS, FSR, FSC):** 300 X 330 X 940 mm
- **Packaging Dimensions (FS):** Export - 330 X 350 X 975 mm | Domestic - 357 X 385 X 990 mm
- **Packaging Dimensions (TT):** Export - 330 X 360 X 525 mm | Domestic - 357 X 385 X 540 mm
- **Stuffing Capacity:** 973 (TT) | 620 (FS, FSC, FSR)
- **Taps:** 2 Tap With Child Lock
- **Color Options:** White, Maroon, Silver, Black





Model 18 A

Models Available:

TT | FS | FSC | FSR

- **Dimensions (TT):** 310 X 330 X 490 mm
- **Dimensions (FS, FSR, FSC):** 300 X 330 X 940 mm
- **Packaging Dimensions (FS):** Export - 330 X 350 X 975 mm | Domestic - 357 X 385 X 990 mm
- **Packaging Dimensions (TT):** Export - 330 X 350 X 975 mm | Domestic - 357 X 385 X 990 mm
- **Stuffing Capacity:** 973 (TT) | 620 (FS, FSC, FSR)
- **Taps:** 2 Tap With Color Option
- **Color Options:** White, Maroon, Silver, Black



Model 18 B

Models Available:

TT | FS | FSC | FSR

- **Dimensions (TT):** 310 X 330 X 490 mm
- **Dimensions (FS, FSR, FSC):** 300 X 330 X 940 mm
- **Packaging Dimensions (FS):** Export - 330 X 350 X 975 mm | Domestic - 357 X 385 X 990 mm
- **Packaging Dimensions (TT):** Export - 330 X 360 X 525 mm | Domestic - 357 X 385 X 540 mm
- **Stuffing Capacity:** 973 (TT), 620 (FS, FSC, FSR)
- **Taps:** 2 Tap With Color Option
- **Color Options:** White, Maroon, Silver, Black



Model 18 D

Models Available:

TT | FS | FSC | FSR

- **Dimensions (TT):** 310 X 330 X 490 mm
- **Dimensions (FS, FSR, FSC):** 300 X 330 X 940 mm
- **Packaging Dimensions (FS):** Export - 330 X 350 X 975 mm | Domestic - 357 X 385 X 990 mm
- **Packaging Dimensions (TT):** Export - 330 X 360 X 525 mm | Domestic - 357 X 385 X 540 mm
- **Stuffing Capacity:** 973 (TT), 620 (FS, FSC, FSR)
- **Taps:** 3 Tap With Child Lock
- **Color Options:** White, Maroon, Silver, Black





Model 18 U

Models Available:

TT | FS | FSC | FSR

- **Dimensions (TT):** 310 X 330 X 490 mm
- **Dimensions (FS, FSR, FSC):** 300 X 330 X 940 mm
- **Packaging Dimensions (FS):** Export - 330 X 350 X 975 mm | Domestic - 357 X 385 X 990 mm
- **Packaging Dimensions (TT):** Export - 330 X 350 X 975 mm | Domestic - 357 X 385 X 990 mm
- **Stuffing Capacity:** 973 (TT) | 620 (FS, FSC, FSR)
- **Taps:** 3 Tap With Child Lock
- **Color Options:** White, Maroon, Silver, Black



Series 29

Models Available:

TT | FS | FSC | FSR | Bottom Loading



Heating Capacity
5 Ltrs/hr



Cooling Capacity
3 Ltrs/hr



Storage (FSC, FSR)
20 Ltrs

- TT** = Table Top
- FS** = Floor Standing
- FSR** = With Storage Cabinet
- FSC** = With Cooling Cabinet

Operating Voltage
230V, 50Hz, 1Ph



Model 29 A

Models Available:

TT | FS | FSC | FSR

- **Dimensions (TT):** 310 X 330 X 490 mm
- **Dimensions (FS, FSR, FSC):** 310 X 330 X 940 mm
- **Packaging Dimensions (FS):** Export - 330 X 350 X 975 mm | Domestic - 357 X 385 X 990 mm
- **Packaging Dimensions (TT):** Export - 330 X 360 X 525 mm | Domestic - 357 X 385 X 540 mm
- **Stuffing Capacity:** 973 TT | 620 FS, FSC, FSR
- **Taps:** 2 Tap With Color Option
- **Color Options:** White, Maroon, Silver, Black



Model 29 B

Available Models:

TT | FS | FSC | FSR

- **Dimensions (TT):** 310 X 330 X 490 mm
- **Dimensions (FS, FSR, FSC):** 310 X 330 X 940 mm
- **Packaging Dimensions (FS):** Export - 330 X 350 X 975 mm | Domestic - 357 X 385 X 990 mm
- **Packaging Dimensions (TT):** Export - 330 X 360 X 525 mm | Domestic - 357 X 385 X 540 mm
- **Stuffing Capacity:** 973 TT | 620 FS, FSC, FSR
- **Taps:** 3 Tap With Child Lock
- **Color Options:** White, Maroon, Silver, Black



Model 29 C

Available Models:

TT | FS | FSC | FSR

- **Dimensions (TT):** 360 X 330 X 525 mm
- **Dimensions (FS, FSR, FSC):** 350 X 330 X 975 mm
- **Packaging Dimensions (FS):** Export - 330 X 350 X 975 mm | Domestic - 357 X 385 X 990 mm
- **Packaging Dimensions (TT):** Export - 330 X 360 X 525 mm | Domestic - 357 X 385 X 540 mm
- **Stuffing Capacity:** 973 TT | 620 FS, FSC, FSR
- **Taps:** 3 Tap With Child Lock
- **Color Options:** White, Maroon, Silver, Black



Premium Series

Series 21

Models Available:

TT | FS | FSC | FSR | Bottom Loading



Heating Capacity
5 Ltrs/hr



Cooling Capacity
3 Ltrs/hr



Storage (FSC, FSR)
20 Ltrs

TT

= Table Top

FS

= Floor Standing

FSR

= With Storage Cabinet

FSC

= With Cooling Cabinet

Operating Voltage

230V, 50Hz, 1Ph



Model 21 A

Models Available:

TT | FS | FSC | FSR | Bottom Loading

- **Dimensions (TT):** 320 X 400 X 560 mm
- **Dimensions (FS, FSR, FSC):** 320 X 400 X 1010 mm
- **Packaging Dimensions (FS):** Export - 330 X 350 X 1035 mm | Domestic - 357 X 413 X 1045 mm
- **Packaging Dimensions (TT):** Export - 330 X 360 X 525 mm | Domestic - 357 X 385 X 540 mm
- **Stuffing Capacity:** 880 TT | 530 FS, FSC, FSR
- **Taps:** 3 Tap With Child Lock
- **Color Options:** White, Maroon, Silver, Black



Model 21 A+

Model Available

TT | FS | FSC | FSR

- **Dimensions (TT):** 320 X 400 X 560 mm
- **Dimensions (FS, FSR, FSC):** 320 X 400 X 1010 mm
- **Packaging Dimensions (FS):** Export - 330 X 350 X 1035 mm | Domestic - 357 X 413 X 1045 mm
- **Packaging Dimensions (TT):** Export - 330 X 360 X 585 mm | Domestic - 357 X 413 X 600 mm
- **Stuffing Capacity:** 880 TT | 530 FS, FSC, FSR
- **Taps:** 3 Tap With Child Lock
- **Color Options:** White, Maroon, Silver, Black



Model 21 C

Models Available:

TT | FS | FSC | FSR

- **Dimensions (TT):** 310 X 360 X 556 mm
- **Dimensions (FS, FSR, FSC):** 320 X 360 X 1002 mm
- **Packaging Dimensions (FS):** Export - 330 X 350 X 1035 mm | Domestic - 357 X 413 X 1045 mm
- **Packaging Dimensions (TT):** Export - 330 X 360 X 585 mm | Domestic - 357 X 413 X 600 mm
- **Stuffing Capacity:** 880 TT | 530 FS, FSC, FSR
- **Taps:** 3 Tap With Child Lock
- **Color Options:** White, Maroon, Silver, Black



Model 21 D

Models Available:

TT | FS | FSC | FSR

- **Dimensions (TT):** 310 X 400 X 575 mm
- **Dimensions (FS, FSR, FSC):** 320 X 400 X 1020 mm
- **Packaging Dimensions (FS):** Export - 330 X 350 X 1035 mm | Domestic - 357 X 413 X 1045 mm
- **Packaging Dimensions (TT):** Export - 330 X 360 X 585 mm | Domestic - 357 X 413 X 600 mm
- **Stuffing Capacity:** 880 TT | 530 FS, FSC, FSR
- **Taps:** 3 Tap With Child Lock
- **Color Options:** White, Maroon, Silver, Black



Model 21 F

Models Available:

TT | FS | FSC | FSR

- **Dimensions (TT):** 360 X 330 X 585 mm
- **Dimensions (FS, FSR, FSC):** 350 X 330 X 1035 mm
- **Packaging Dimensions (FS):** Export - 330 X 350 X 1035 mm | Domestic - 357 X 413 X 1045 mm
- **Packaging Dimensions (TT):** Export - 330 X 360 X 585 mm | Domestic - 357 X 413 X 600 mm
- **Stuffing Capacity:** 880 TT | 530 FS, FSC, FSR
- **Taps:** 2 Tap With Color Option
- **Color Options:** White, Maroon, Silver, Black



Model 21 E

Lifestyle Series

Models Available:

TT | FS | FSC | FSR | Bottom Loading

- **Dimensions (TT):** 320 X 345 X 560 mm
- **Dimensions (FS, FSR, FSC):** 320 X 345 X 1010 mm
- **Packaging Dimensions (FS):** Export - 330 X 350 X 1035 mm | Domestic - 357 X 413 X 1045 mm
- **Packaging Dimensions (TT):** Export - 330 X 360 X 585 mm | Domestic - 357 X 413 X 600 mm
- **Stuffing Capacity:** 880 TT | 530 FS, FSC, FSR
- **Taps:** 3 Tap With Child Lock
- **Color Options:** White, Maroon, Silver, Black



Model 21 E+

Models Available:

TT | FS | FSC | FSR | Bottom Loading

- **Dimensions (TT):** 310 X 360 X 556 mm
- **Dimensions (FS, FSR, FSC):** 320 X 360 X 1010 mm
- **Packaging Dimensions (FS):** Export - 330 X 350 X 1035 mm | Domestic - 357 X 413 X 1045 mm
- **Packaging Dimensions (TT):** Export - 330 X 360 X 585 mm | Domestic - 357 X 413 X 600 mm
- **Stuffing Capacity:** 880 TT | 530 FS, FSC, FSR
- **Taps:** 3 Tap With Child Lock
- **Color Options:** White, Maroon, Silver, Black



Model 21 E Super

Models Available:

TT | FS | FSC | FSR | Bottom Loading

- **Dimensions (TT):** 310 X 360 X 556 mm
- **Dimensions (FS, FSR, FSC):** 320 X 360 X 1010 mm
- **Packaging Dimensions (FS):** Export - 330 X 350 X 1035 mm | Domestic - 357 X 413 X 1045 mm
- **Packaging Dimensions (TT):** Export - 330 X 360 X 585 mm | Domestic - 357 X 413 X 600 mm
- **Stuffing Capacity:** 880 TT | 530 FS, FSC, FSR
- **Taps:** 2 Tap With Child Lock
- **Color Options:** White, Maroon, Silver, Black



Lifestyle Series

Bottom Loading Dispensers

Models with Bottom Loading Options

**Model 21 A Model 21E +
Model 21ESuper Model 21E**



Series 27

Model: 27

- **Type:** Floor Standing
- **Dimensions:** 312 X 447 X 1200 mm
- **Packaging Dimension:** 328 X 452 X 1185 mm
- **Stuffing Capacity:** 370
- **Taps:** 2 Tap With Child Lock
- **Color Options:** Black, White



Series 45

Model: 45

- Type:** Floor Standing
- Dimensions:** 270 X 440 X 1140 mm
- Packaging Dimension:** 328 X 497 X 1185 mm
- Stuffing Capacity:** 370
- Taps:** 2 Tap With Child Lock
- Color Options:** Black, White



Additional Accessories:

- Manual Dispenser
- Cup Dispenser
- Inline Kit
- Matka Dispenser
- Water Pump

Dispenser In-Built RO Purifier



Heating Capacity
5 Ltrs/hr



Cooling Capacity
3 Ltrs/hr



Storage (FSC, FSR)
20 Ltrs

TT

= Table Top

FS

= Floor Standing

FSR

= With Storage Cabinet

FSC

= With Cooling Cabinet

Operating Voltage

230V, 50Hz, 1Ph



Model MIDI

Models Available:

Table Top (TT)

- **Dimensions (TT):** 330 X 427 X 495 mm
- **Taps:** 2 Taps
- **Filtration Process:** 5 Stage Filtration Process



Model MAXI

Models Available:

Floor Standing (FS)

- **Dimensions (TT):** 320 X 380 X 980 mm
- **Taps:** 3 Taps



Model SOFTY

Models Available:

Wall Mounted

- **Dimensions (TT):** 620 x 460 x 250 mm
- **Taps:** 2 Taps
- **Filtration Process:** 4 Stage RO Purification System





Visi Coolers

High performance cooling solutions for in-store cooling requirements. A complete transparent display to help showcase the products inside.



Transparent Display

A fully transparent display to showcase the products within.



Customized Dimensions

Customizable dimensions to fit any available store space.



Optimal Temperature Control

Optimal temperature control for all kinds of storages.

200L With Canopy

- **Door:** Single Door
- **Dimensions:** 510(W) X 645(D) X 1400(H)
- **Packing Dimensions:** 560(W) X 665(D) X 1490(H)
- **Gross Volume:** 205 L
- **Shelves:** 3



200L Without Canopy

- **Door:** Single Door
- **Dimensions:** 510(W) X 645(D) X 1400(H)
- **Packing Dimensions:** 560(W) X 665(D) X 1490(H)
- **Gross Volume:** 210 L
- **Shelves:** 3



300L With Canopy

- **Door:** Single Door
- **Dimensions:** 575(W) X 707(D) X 1620(H)
- **Packing Dimensions:** 625(W) X 727(D) X 1710(H)
- **Gross Volume:** 326 L
- **Shelves:** 4



300L Without Canopy

- **Door:** Single Door
- **Dimensions:** 575(W) X 707(D) X 1620(H)
- **Packing Dimensions:** 625(W) X 727(D) X 1710(H)
- **Gross Volume:** 332 L
- **Shelves:** 4



400L With Canopy

- **Door:** Single Door
- **Dimensions:** 575(W) X 707(D) X 1950(H)
- **Packing Dimensions:** 625(W) X 727(D) X 2040(H)
- **Gross Volume:** 414 L
- **Shelves:** 5



400L Without Canopy

- **Door:** Single Door
- **Dimensions:** 575(W) X 707(D) X 1950(H)
- **Packing Dimensions:** 625(W) X 727(D) X 2040(H)
- **Gross Volume:** 420 L
- **Shelves:** 6



500L With Canopy

- **Door:** Single Door
- **Dimensions:** 635(W) X 707(D) X 1950(H)
- **Packing Dimensions:** 685(W) X 727(D) X 2040(H)
- **Gross Volume:** 464 L
- **Shelves:** 5



500L Without Canopy

- **Door:** Single Door
- **Dimensions:** 635(W) X 707(D) X 1950(H)
- **Packing Dimensions:** 685(W) X 727(D) X 2040(H)
- **Gross Volume:** 471 L
- **Shelves:** 6



700L With Canopy

- **Door:** Double Door
- **Dimensions:** 950(W) X 707(D) X 1950(H)
- **Packing Dimensions:** 1000(W) X 727(D) X 2040(H)
- **Gross Volume:** 728 L
- **Shelves:** 10



700L Without Canopy

- **Door:** Double Door
- **Dimensions:** 950(W) X 707(D) X 1950(H)
- **Packing Dimensions:** 1000(W) X 727(D) X 2040(H)
- **Gross Volume:** 738 L
- **Shelves:** 12



1000L Without Canopy

- **Door:** Double Door
- **Dimensions:** 1100(W) X 707(D) X 1950(H)
- **Packing Dimensions:** 1150(W) X 795(D) X 2040(H)
- **Gross Volume:** 963 L
- **Shelves:** 10



1000L With Canopy

- **Door:** Double Door
- **Dimensions:** 1100(W) X 707(D) X 1950(H)
- **Packing Dimensions:** 1150(W) X 795(D) X 2040(H)
- **Gross Volume:** 975 L
- **Shelves:** 12





Small Appliances

Product design and manufacturing done exclusively for your needs. Share your product ideas with us and we can establish a quality manufacturing process and production capacity for the same.



Completely Customized

Complete freedom to customize every aspect of the product.



Quality Assurance

Leverage same quality control as our standard product line.

Exclusive Partnership with  **WONDERCHEF**

Brand: Wonderchef

Product: Power Blender

Product Variations: Three

A series of powerful blenders designed and made exclusively for Wonderchef at scale. We established a dedicated production line that only manufactures the products in 3 different variations.

Monthly Production: 10,000 units / month

Quality Clearance %: 99.5%



Make In India

Making for the World

VEELINE

Corporate Offices:

📍 P-65, Taratala Road, Kolkata
West Bengal -700088

📍 B-1011, 10th floor
Advant Navis Park,
Sec-142 Noida - 201305

Phone:

+91 33 2401 7360/7361

E-mail:

contact@veeline.com

www.veeline.com

Manufacturing Unit 1:

Vill. Saini Majra, Nalagarh Ropar Road
Solan (HP), Nalagarh -174101

Manufacturing Unit 2

Block No. 154/2, Village – Tarasadi Tehsil Mahuva,
Dist. Surat, Gujarat - 394350

Manufacturing Unit 3

Block No. 154/2, Village – Tarasadi Tehsil Mahuva,
Dist. Surat, Gujarat - 394350

Manufacturing Unit 4

A-33, 34, Sikanderabad Industrial Area,
Sikanderabad- 203206

Manufacturing Unit 5

A-33, 34, Sikanderabad Industrial Area,
Sikanderabad- 203206